

ERAE Kc

AIR COOLED CHILLERS WITH SCROLL COMPRESSOR AND AXIAL FANS

COOLING CAPACITY FROM 150 to 771 kW



The images shown above are indicative and not binding.



AIR COOLED CHILLERS FOR OUTDOOR INSTALLATION WITH SCROLL COMPRESSOR, AXIAL FANS AND HEAT-EXCHANGE EXTERNAL COILS WITH MICRO-FINNED COPPER TUBES

Packaged air cooled chillers of ERAE...Kc series are suitable for outdoor installation and can be used to cool pure fluid solutions for air conditioning or in industrial applications.

Multiscroll technology allows to reach great efficiency improvements at part load, if compared to the other traditional systems for cooling capacity control.

The coupling of high-efficiency finned exchangers and the thermo physical purity of R410A refrigerant, particularly glide-free at state exchanges, allows this range to attain good nominal performances and to meet the requirements for seasonal efficiency foreseen by the (EU) Regulation 2016/2281.

These units have been designed considering limited space requirements and keeping, at the same time, high cooling performances. Such result has been attained with high-quality and up-to-date components.

All units are completely assembled and tested in the factory with specific quality procedures and are already equipped with all necessary

hydraulic, refrigerant and electrical connections for a quick installation on site.

Before factory testing, cooling circuits are tested under pressure and then supplied with R410a refrigerant and a non-freezing oil charge.

Operation limits:

Standard units

Air: from -20 to 42°C; **Water** (outlet from the evaporator): from 5 to 15°C.

WA application units

Air: from +10 to 38°C; **Water** (outlet from the evaporator): from 7,1 to 18°C.

Structure

Structure made of a base and a chassis manufactured in high-thickness galvanised steel, assembled with stainless steel rivets. All galvanised steel surfaces are powder-coated with colour RAL 7035.

Compressors

Scroll compressors with R410a refrigerant, operating on two independent circuits in tandem or trio version. The compressors are installed on rubber isolation dampers, provided with direct-start motors cooled by suction gas and fitted with both overload protection and crankcase heaters. They are charged with polyester oil and the terminal board is IP54. The on-board microprocessor automatically controls the individual compressors to regulate the cooling capacity.

Evaporator

Stainless steel plate evaporator of dual circuit type, with high thickness close cell insulation and UV ray-proof. The max operating pressure limits are 6 bar for water side and 45 bar for refrigerant side. The evaporator is also equipped with safety water flow switch switching off the unit in case of low water flow through the evaporator.

Heat-exchange coils

Heat-exchange external coils with micro-finned copper tubes, positioned in staggered rows and mechanically expanded into an aluminum finned pack. Fins are designed with such a shape providing the highest heat exchange efficiency. The max operating pressure refrigerant side is 45 relative bar.

Fans

6-poles Axial Fans with electrical motor with external rotor directly coupled to the impeller and driven by a V/F inverter system which controls the condensation temperature. Aluminum blades with wings profile are suitably designed to avoid any turbulence in the air detachment zone, granting in this way the max efficiency with the minimum noise level. The fan is equipped with galvanized steel protection grid painted after the construction. The fan motors are of totally closed type and have got a protection factor IP54 and protection winding-flooded thermostat.

Refrigerant circuit

Independent cooling circuits, each provided with a shut-off valve for refrigerant charge, antifreeze sensor, shut-off valves on liquid lines, sight glass, dehydrating filter, high-pressure safety device on high pressure refrigerant side and mechanical thermostatic expansion valve (electronic type from 40020 model to 59020) as well as high and low pressure switches and gauges.

Electric board

Electric board built in compliance with CE Norms, inside of which are placed the control system and the components for motors starting, wired and tested in the factory. It is made by a cabinet suitable for outdoor installation, containing power and control devices, microprocessor electronic board complete with keypad and display, for visualizing the several functions available, main switch of lock-door type, isolation transformer for auxiliary circuits, automatic switches,

fuses and protection switches for compressors and fans, terminals for general alarm and remote ON/OFF, terminal board, relays for phase sequencing and possibility to interface to BMS systems.

Versions

ERAE...Kc – standard version

ERAE...U Kc – Ultra silenced version (U)

Reduced sound level in version U is realised by using condensers with larger surface areas as well as soundproofed compressor cabinets.

Applications

Warm applications version (WA)

Units CE certified in compliance with the European regulation 2016/2281 at working conditions, on the use side 23°C / 18°C.

Abroad market version (AM)

Units in compliance with the European regulation whose sales is reserved to countries out of the European Union.

Technical data - ERAE Kc serie

ERAE Kc		16020	19020	24020	28020	32020	35120
Performance data							
Cooling capacity (EN14511)	kW	153,3	194,1	240,9	277,6	312,1	355,5
Total input power (EN14511)	kW	54,2	71,2	89,4	103,2	114,2	131,3
EER	W/W	2,83	2,73	2,69	2,69	2,73	2,71
SEER ⁽¹⁾		3,83	3,80	3,81	3,96	3,87	4,00
η _{s,c} ⁽¹⁾		150,3	148,9	149,2	155,4	151,7	157,0
Refrigerant data R410A							
Global warming potential	GWP	2088	2088	2088	2088	2088	2088
Equivalent CO ₂ charge	t	62,6	71,0	91,9	96,0	116,9	121,1
Refrigerant charge	Kg	30	34	44	46	56	58
Scroll Compressors							
Quantity/Circuits	n°/n°	4 / 2	4 / 2	4 / 2	4 / 2	4 / 2	4 / 2
Nominal consumption of the unit	A	91,8	109,6	138,6	157	174,6	198,5
Max. current consumption of the unit	A	140	165	195	229	264	299
Max. starting current of the unit	A	250	310	380	429	444	559
Axial fans							
Quantity	n°	2	3	3	4	4	5
Motors power input	kW	5,0	7,4	7,4	9,9	9,9	12,4
Total condensing air flow	m ³ /h	50500	80100	75950	106800	101050	133500
Electrical current consumption	A	10,3	15,5	15,5	20,6	20,6	25,8
Evaporator plate heat exchanger							
Quantity	n°	1	1	1	1	1	1
Water flow	m ³ /h	26,4	33,5	41,5	47,9	53,8	61,3
Pressure drop	kPa	31,0	48,0	58,0	56,0	71,0	58,5
Sound power level ⁽²⁾	dB(A)	88,0	92,5	94,5	95,0	95,0	96,0
Power supply	V/Hz/Ph	400/50/3	400/50/3	400/50/3	400/50/3	400/50/3	400/50/3

ERAE Kc		40020	46020	51020	55020	59020
Performance data						
Cooling capacity (EN14511)	kW	399,5	465,4	501,4	551,8	588,1
Total input power (EN14511)	kW	144,2	171,3	187,5	198,4	215,6
EER	W/W	2,27	2,72	2,67	2,78	2,73
SEER ⁽¹⁾		3,87	4,16	4,12	4,15	4,12
η _{s,c} ⁽¹⁾		151,6	163,6	161,9	162,9	160,1
Refrigerant data R410A						
Global warming potential	GWP	2088	2088	2088	2088	2088
Equivalent CO ₂ charge	t	154,5	187,9	187,9	221,3	225,5
Refrigerant charge	Kg	74	90	90	106	108
Scroll Compressors						
Quantity/Circuits	n°/n°	4 / 2	6 / 2	6 / 2	6 / 2	6 / 2
Nominal consumption of the unit	A	219,4	262	287,2	305	326,4
Max. current consumption of the unit	A	334	394	429	464	496
Max. starting current of the unit	A	579	539	649	669	691
Axial fans						
Quantity	n°	5	8	8	8	10
Motors power input	kW	12,4	15,5	15,5	15,5	19,4
Total condensing air flow	m ³ /h	126350	169100	169100	162350	211450
Electrical current consumption	A	25,8	31,2	31,2	31,2	39,0
Evaporator plate heat exchanger						
Quantity	n°	1	1	1	1	1
Water flow	m ³ /h	68,9	80,2	86,4	95,1	101,4
Pressure drop	kPa	53,5	47,5	55,0	62,0	73,0
Sound power level ⁽²⁾	dB(A)	98,5	98,5	98,5	98,5	100,0
Power supply	V/Hz/Ph	400/50/3	400/50/3	400/50/3	400/50/3	400/50/3

Performances are referred to the following conditions: ambient air temperature 35°C - water 12/7°C

(1) In accordance with (EU) 2016/2281 and relative norms part of this.

(2) Sound power level in accordance with ISO 3744.

Technical data - ERAE WA Kc serie

ERAE WA Kc		16020	19020	24020	28020	32020	35120
Performance data							
Cooling capacity (EN14511)	kW	195,3	245,8	306,1	351,7	400,6	458,9
Total input power (EN14511)	kW	62,63	84,07	103,80	118,80	133,30	149,50
EER	W/W	3,12	2,92	2,95	2,96	3,01	3,07
SEER ⁽¹⁾		3,96	3,90	3,89	4,04	3,84	4,08
η _{s,c} ⁽¹⁾		155,3	152,9	152,6	158,5	150,7	160,3
Refrigerant data R410A							
Global warming potential	GWP	2088	2088	2088	2088	2088	2088
Equivalent CO ₂ charge	t	54,3	62,6	75,2	96,0	96,0	125,3
Refrigerant charge	Kg	26	30	36	46	46	60
Scroll Compressors							
Quantity/Circuits	n°/n°	4 / 2	4 / 2	4 / 2	4 / 2	4 / 2	4 / 2
Nominal consumption of the unit	A	102,9	127,6	155,9	180,1	200,2	226
Max. current consumption of the unit	A	140	165	195	230	264	299
Max. starting current of the unit	A	260	325	395	445	464	574
Axial fans							
Quantity	n°	2	2	3	3	4	4
Motors power input	kW	5,0	5,0	7,4	7,4	9,9	9,9
Total condensing air flow	m ³ /h	50500	50500	80100	80100	106800	106800
Electrical current consumption	A	10,3	10,3	15,5	15,5	20,6	20,6
Evaporator plate heat exchanger							
Quantity	n°	1	1	1	1	1	1
Water flow	m ³ /h	33,8	42,7	53,1	61,1	69,3	79,7
Pressure drop	kPa	47,0	72,0	92,0	82,0	106,0	90,0
Sound power level ⁽²⁾	dB(A)	88,0	91,5	94,5	95,0	95,0	96,0
Power supply	V/Hz/Ph	400/50/3	400/50/3	400/50/3	400/50/3	400/50/3	400/50/3

ERAE WA Kc		40020	46020	51020	55020	59020
Performance data						
Cooling capacity (EN14511)	kW	515,7	603,0	646,4	696,2	771,5
Total input power (EN14511)	kW	169,00	199,80	219,80	235,20	245,3
EER	W/W	3,05	3,02	2,94	2,96	3,14
SEER ⁽¹⁾		3,87	4,22	4,15	4,30	4,23
η _{s,c} ⁽¹⁾		151,7	165,6	162,9	168,9	166,4
Refrigerant data R410A						
Global warming potential	GWP	2088	2088	2088	2088	2088
Equivalent CO ₂ charge	t	125,3	167,0	183,7	192,1	221,3
Refrigerant charge	Kg	60	80	88	92	106
Scroll Compressors						
Quantity/Circuits	n°/n°	4 / 2	6 / 2	6 / 2	6 / 2	6 / 2
Nominal consumption of the unit	A	253,6	305,1	335,7	355,8	371,1
Max. current consumption of the unit	A	334	394	429	464	499
Max. starting current of the unit	A	604	569	684	709	729
Axial fans						
Quantity	n°	5	5	5	8	8
Motors power input	kW	12,4	12,4	12,4	15,5	15,5
Total condensing air flow	m ³ /h	133500	133500	133500	169100	169100
Electrical current consumption	A	25,8	25,8	25,8	31,2	31,2
Evaporator plate heat exchanger						
Quantity	n°	1	1	1	1	1
Water flow	m ³ /h	89,5	104,8	112,4	120,8	133,9
Pressure drop	kPa	83,0	76,0	86,0	91,5	111,0
Sound power level ⁽²⁾	dB(A)	98,5	98,5	98,5	98,5	100,0
Power supply	V/Hz/Ph	400/50/3	400/50/3	400/50/3	400/50/3	400/50/3

Performances are referred to the following conditions: ambient air temperature 35°C - water 23/18°C

(1) In accordance with (EU) 2016/2281 and relative norms part of this.

(2) Sound power level in accordance with ISO 3744.

Technical data - ERAE AM Kc serie

ERAE AM Kc		16020	19020	24020	28020	32020	35120
Performance data							
Cooling capacity (EN14511)	kW	147,7	184,9	234,0	266,4	303,5	348,0
Total input power (EN14511)	kW	56,5	73,7	93,2	105,5	118,3	132,1
EER	W/W	2,61	2,51	2,51	2,53	2,57	2,63
SEER ⁽¹⁾		3,34	3,40	3,55	3,51	3,38	3,58
η _{s,c} ⁽¹⁾		130,6	133,0	139,0	137,3	132,2	140,2
Refrigerant data R410A							
Global warming potential	GWP	2088	2088	2088	2088	2088	2088
Equivalent CO ₂ charge	t	54,3	62,6	75,2	96,0	96,0	125,3
Refrigerant charge	Kg	26	30	36	46	46	60
Scroll Compressors							
Quantity/Circuits	n°/n°	4 / 2	4 / 2	4 / 2	4 / 2	4 / 2	4 / 2
Nominal consumption of the unit	A	95,1	116	143,4	163,3	180,5	203
Max. current consumption of the unit	A	140	165	195	230	264	299
Max. starting current of the unit	A	255	315	385	435	449	559
Axial fans							
Quantity	n°	2	2	3	3	4	4
Motors power input	kW	5,0	5,0	7,4	7,4	9,9	9,9
Total condensing air flow	m ³ /h	50500	50500	80100	80100	106800	106800
Electrical current consumption	A	10,3	10,3	15,5	15,5	20,6	20,6
Evaporator plate heat exchanger							
Quantity	n°	1	1	1	1	1	1
Water flow	m ³ /h	25,5	31,9	40,3	45,9	52,3	60,0
Pressure drop	kPa	29,0	44,0	53,5	52,0	67,5	56,5
Sound power level ⁽²⁾	dB(A)	88,0	91,5	94,5	95,0	95,0	96,0
Power supply	V/Hz/Ph	400/50/3	400/50/3	400/50/3	400/50/3	400/50/3	400/50/3

ERAE AM Kc		40020	46020	51020	55020	59020
Performance data						
Cooling capacity (EN14511)	kW	390,0	455,3	488,7	529,7	582,9
Total input power (EN14511)	kW	149,3	176,1	192,9	207,9	216,1
EER	W/W	2,61	2,59	2,53	2,55	2,70
SEER ⁽¹⁾		3,43	3,60	3,58	3,73	3,80
η _{s,c} ⁽¹⁾		134,0	141,1	140,4	146,1	149,1
Refrigerant data R410A						
Global warming potential	GWP	2088	2088	2088	2088	2088
Equivalent CO ₂ charge	t	125,3	167,0	183,7	192,1	221,3
Refrigerant charge	Kg	60	80	88	92	106
Scroll Compressors						
Quantity/Circuits	n°/n°	4 / 2	6 / 2	6 / 2	6 / 2	6 / 2
Nominal consumption of the unit	A	227	273,3	299,4	318,9	332,5
Max. current consumption of the unit	A	334	394	429	464	499
Max. starting current of the unit	A	584	544	654	679	694
Axial fans						
Quantity	n°	5	5	5	8	8
Motors power input	kW	12,4	12,4	12,4	15,5	15,5
Total condensing air flow	m ³ /h	133500	133500	133500	169100	169100
Electrical current consumption	A	25,8	25,8	25,8	31,2	31,2
Evaporator plate heat exchanger						
Quantity	n°	1	1	1	1	1
Water flow	m ³ /h	67,2	78,5	84,3	91,3	100,5
Pressure drop	kPa	51,0	45,5	52,5	57,5	72,5
Sound power level ⁽²⁾	dB(A)	98,5	98,5	98,5	98,5	100,0
Power supply	V/Hz/Ph	400/50/3	400/50/3	400/50/3	400/50/3	400/50/3

Performances are referred to the following conditions: ambient air temperature 35°C - water 12/7°C

(1) In accordance with (EU) 2016/2281 and relative norms part of this.

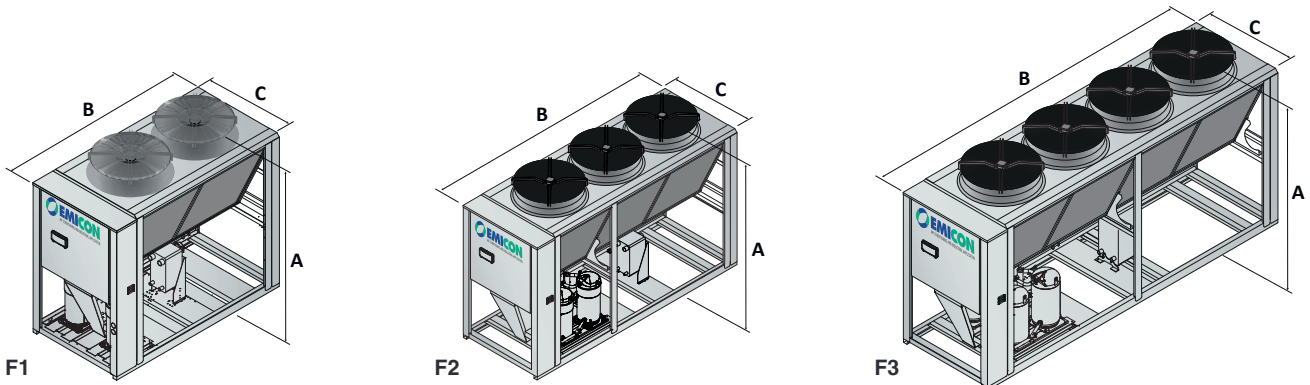
(2) Sound power level in accordance with ISO 3744.

Accessories - ERAE Kc serie

ERAE Kc		16020	19020	24020	28020	32020	35120
Amperometer	A	o	o	o	o	o	o
Low ambient temperature operation (down to -20°C)	BF	●	●	●	●	●	●
Soundproofed compressors cabinet with standard material	CF	o	o	o	o	o	o
Overall compressor and technical compartment cabinet	CFT	o	o	o	o	o	o
Compressors inrush counter	CS	o	o	o	o	o	o
Axial fans with electronic commutated motor	EC	o	o	o	o	o	o
Condensing coil protection grid	GP	o	o	o	o	o	o
Anti-intrusion grid	GP2	o	o	o	o	o	o
Anti-intrusion grid with compressors cabinet	GP3	o	o	o	o	o	o
Victaulic insulation on pump side	I1	o	o	o	o	o	o
Victaulic insulation buffer tank side	I2	o	o	o	o	o	o
RS 485 Serial interface	IH	o	o	o	o	o	o
LON Protocol serial interface	IH (LON)	o	o	o	o	o	o
Seawood packing	IM	o	o	o	o	o	o
SNMP or TCP/IP Protocol serial interface	IWG	o	o	o	o	o	o
Phase monitor	MF	o	o	o	o	o	o
Buffer tank module	MV	o	o	o	o	o	o
Pump group	P1	o	o	o	o	o	o
Higher available pressure pump group	P1H	o	o	o	o	o	o
Double pump group (only one working)	P2	o	o	o	o	o	o
Higher available pressure double pump group (only one working)	P2H	o	o	o	o	o	o
Rubber-type vibration dampers	PA	o	o	o	o	o	o
Spring-type vibration dampers	PM	o	o	o	o	o	o
Remote display	PQ	o	o	o	o	o	o
In-line twin pump group (only one working)	PT	o	o	o	o	o	o
Anti-freeze heater on evaporator	RA	o	o	o	o	o	o
Shut-off valve on compressors discharge side	RD	o	o	o	o	o	o
Shut-off valve on compressors suction side	RH	o	o	o	o	o	o
Electronic thermostatic valve	TE	o	o	o	o	o	o
Voltmeter	V	o	o	o	o	o	o
Brine Version	VB	o	o	o	o	o	o
Solenoid valve	VS	o	o	o	o	o	o
Compressor overload relays	RL	o	o	o	o	o	o
Partial heat recovery	RP	o	o	o	o	o	o
Total heat recovery	RT	o	o	o	o	o	o
Copper/Copper coil	RR	o	o	o	o	o	o
Condensing coil with pre-painted fins	RM	o	o	o	o	o	o
Personalized frame painting in alternative RAL colour	RV	o	o	o	o	o	o

● Standard o Optional - Not available

Dimensions - ERAE Kc serie




Mod.		A (mm)	B (mm)	C (mm)	Kg
16020	F1	2420	2660	1370	1166
19020	F2	2420	3700	1370	1620
24020	F2	2420	3700	1370	1776
28020	F3	2420	4740	1370	1954
32020	F3	2420	4740	1370	2066
35120	F4	2420	5780	1370	2248

Accessories - ERAE Kc serie

ERAE Kc		40020	46020	51020	55020	59020
Amperometer	A	o	o	o	o	o
Low ambient temperature operation (down to -20°C)	BF	●	●	●	●	●
Soundproofed compressors cabinet with standard material	CF	o	o	o	o	o
Overall compressor and technical compartment cabinet	CFT	o	-	-	-	-
Compressors inrush counter	CS	o	o	o	o	o
Axial fans with electronic commutated motor	EC	o	o	o	o	o
Condensing coil protection grid	GP	o	o	o	o	o
Anti-intrusion grid	GP2	o	o	o	o	o
Anti-intrusion grid with compressors cabinet	GP3	o	o	o	o	o
Victaulic insulation on pump side	I1	o	o	o	o	o
Victaulic insulation buffer tank side	I2	o	o	o	o	o
RS 485 Serial interface	IH	o	o	o	o	o
LON Protocol serial interface	IH (LON)	o	o	o	o	o
Seawood packing	IM	o	o	o	o	o
SNMP or TCP/IP Protocol serial interface	IWG	o	o	o	o	o
Phase monitor	MF	o	o	o	o	o
Buffer tank module	MV	o	o	o	o	o
Pump group	P1	o	o	o	o	o
Higher available pressure pump group	P1H	o	o	o	o	o
Double pump group (only one working)	P2	o	o	o	o	o
Higher available pressure double pump group (only one working)	P2H	o	o	o	o	o
Rubber-type vibration dampers	PA	o	o	o	o	o
Spring-type vibration dampers	PM	o	o	o	o	o
Remote display	PQ	o	o	o	o	o
In-line twin pump group (only one working)	PT	o	o	o	o	o
Anti-freeze heater on evaporator	RA	o	o	o	o	o
Shut-off valve on compressors discharge side	RD	o	o	o	o	o
Shut-off valve on compressors suction side	RH	o	o	o	o	o
Electronic thermostatic valve	TE	●	●	●	●	●
Voltmeter	V	o	o	o	o	o
Brine Version	VB	o	o	o	o	o
Solenoid valve	VS	o	o	o	o	o
Compressor overload relays	RL	o	o	o	o	o
Partial heat recovery	RP	o	o	o	o	o
Total heat recovery	RT	o	o	o	o	o
Copper/Copper coil	RR	o	o	o	o	o
Condensing coil with pre-painted fins	RM	o	o	o	o	o
Personalized frame painting in alternative RAL colour	RV	o	o	o	o	o

● Standard o Optional - Not available

Dimensions - ERAE Kc serie



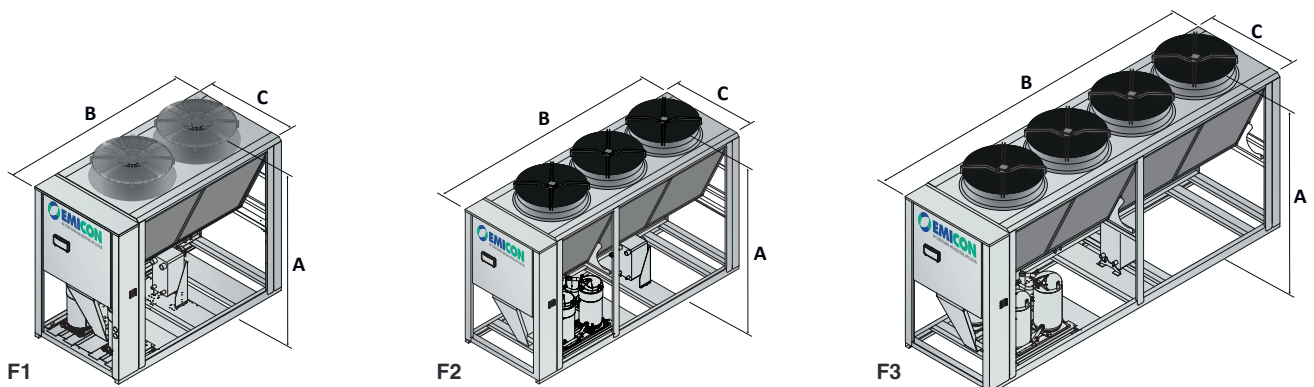
Mod.		A (mm)	B (mm)	C (mm)	Kg
40020	F4	2420	5780	1370	2410
46020	F5	2560	4750	2300	3278
51020	F5	2560	4750	2300	3368
55020	F5	2560	4750	2300	3592
59020	F6	2560	5700	2300	4038

Accessories - ERAE WA Kc serie

ERAE WA Kc		16020	19020	24020	28020	32020	35120
Amperometer	A	o	o	o	o	o	o
Low ambient temperature operation (down to -20°C)	BF	o	o	o	o	o	o
Soundproofed compressors cabinet with standard material	CF	o	o	o	o	o	o
Overall compressor and technical compartment cabinet	CFT	o	o	o	o	o	o
Compressors inrush counter	CS	o	o	o	o	o	o
Axial fans with electronic commutated motor	EC	o	o	o	o	o	o
Condensing coil protection grid	GP	o	o	o	o	o	o
Anti-intrusion grid	GP2	o	o	o	o	o	o
Anti-intrusion grid with compressors cabinet	GP3	o	o	o	o	o	o
Victaulic insulation on pump side	I1	o	o	o	o	o	o
Victaulic insulation buffer tank side	I2	o	o	o	o	o	o
RS 485 Serial interface	IH	o	o	o	o	o	o
LON Protocol serial interface	IH (LON)	o	o	o	o	o	o
Seawood packing	IM	o	o	o	o	o	o
SNMP or TCP/IP Protocol serial interface	IWG	o	o	o	o	o	o
Phase monitor	MF	o	o	o	o	o	o
Buffer tank module	MV	o	o	o	o	o	o
Pump group	P1	o	o	o	o	o	o
Higher available pressure pump group	P1H	o	o	o	o	o	o
Double pump group (only one working)	P2	o	o	o	o	o	o
Higher available pressure double pump group (only one working)	P2H	o	o	o	o	o	o
Rubber-type vibration dampers	PA	o	o	o	o	o	o
Spring-type vibration dampers	PM	o	o	o	o	o	o
Remote display	PQ	o	o	o	o	o	o
In-line twin pump group (only one working)	PT	o	o	o	o	o	o
Anti-freeze heater on evaporator	RA	o	o	o	o	o	o
Shut-off valve on compressors discharge side	RD	o	o	o	o	o	o
Shut-off valve on compressors suction side	RH	o	o	o	o	o	o
Electronic thermostatic valve	TE	o	o	o	o	o	o
Voltmeter	V	o	o	o	o	o	o
Brine Version	VB	o	o	o	o	o	o
Solenoid valve	VS	o	o	o	o	o	o
Compressor overload relays	RL	o	o	o	o	o	o
Partial heat recovery	RP	o	o	o	o	o	o
Total heat recovery	RT	o	o	o	o	o	o
Copper/Copper coil	RR	o	o	o	o	o	o
Condensing coil with pre-painted fins	RM	o	o	o	o	o	o
Personalized frame painting in alternative RAL colour	RV	o	o	o	o	o	o

● Standard o Optional - Not available

Dimensions - ERAE WA Kc serie




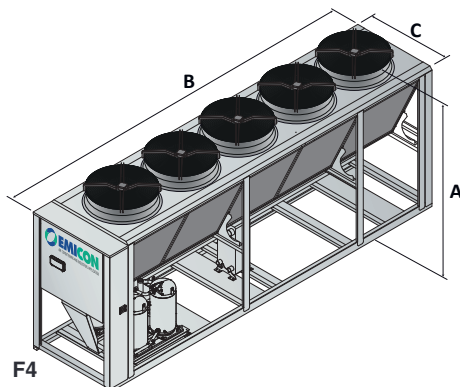
Mod.		A (mm)	B (mm)	C (mm)	Kg
16020	F1	2420	2660	1370	1110
19020	F1	2420	2660	1370	1516
24020	F2	2420	3700	1370	1690
28020	F2	2420	3700	1370	1870
32020	F3	2420	4740	1370	1954
35120	F3	2420	4740	1370	2200

Accessories - ERAE WA Kc serie

ERAE WA Kc		40020	46020	51020	55020	59020
Amperometer	A	o	o	o	o	o
Low ambient temperature operation (down to -20°C)	BF	o	o	o	o	o
Soundproofed compressors cabinet with standard material	CF	o	o	o	o	o
Overall compressor and technical compartment cabinet	CFT	o	o	o	-	-
Compressors inrush counter	CS	o	o	o	o	o
Axial fans with electronic commutated motor	EC	o	o	o	o	o
Condensing coil protection grid	GP	o	o	o	o	o
Anti-intrusion grid	GP2	o	o	o	o	o
Anti-intrusion grid with compressors cabinet	GP3	o	o	o	o	o
Victaulic insulation on pump side	I1	o	o	o	o	o
Victaulic insulation buffer tank side	I2	o	o	o	o	o
RS 485 Serial interface	IH	o	o	o	o	o
LON Protocol serial interface	IH (LON)	o	o	o	o	o
Seawood packing	IM	o	o	o	o	o
SNMP or TCP/IP Protocol serial interface	IWG	o	o	o	o	o
Phase monitor	MF	o	o	o	o	o
Buffer tank module	MV	o	o	o	o	o
Pump group	P1	o	o	o	o	o
Higher available pressure pump group	P1H	o	o	o	o	o
Double pump group (only one working)	P2	o	o	o	o	o
Higher available pressure double pump group (only one working)	P2H	o	o	o	o	o
Rubber-type vibration dampers	PA	o	o	o	o	o
Spring-type vibration dampers	PM	o	o	o	o	o
Remote display	PQ	o	o	o	o	o
In-line twin pump group (only one working)	PT	o	o	o	o	o
Anti-freeze heater on evaporator	RA	o	o	o	o	o
Shut-off valve on compressors discharge side	RD	o	o	o	o	o
Shut-off valve on compressors suction side	RH	o	o	o	o	o
Electronic thermostatic valve	TE	o	o	o	o	o
Voltmeter	V	o	o	o	o	o
Brine Version	VB	o	o	o	o	o
Solenoid valve	VS	o	o	o	o	o
Compressor overload relays	RL	o	o	o	o	o
Partial heat recovery	RP	o	o	o	o	o
Total heat recovery	RT	o	o	o	o	o
Copper/Copper coil	RR	o	o	o	o	o
Condensing coil with pre-painted fins	RM	o	o	o	o	o
Personalized frame painting in alternative RAL colour	RV	o	o	o	o	o

● Standard o Optional - Not available

Dimensions - ERAE WA Kc serie



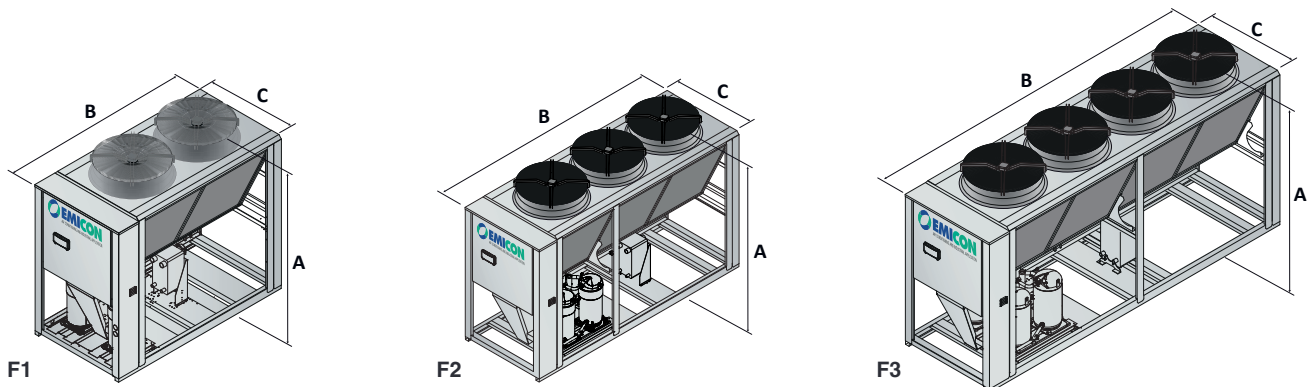
Mod.		A (mm)	B (mm)	C (mm)	Kg
40020	F4	2420	5780	1370	2270
46020	F4	2420	5780	1370	2752
51020	F4	2420	5780	1370	2982
55020	F5	2560	4750	2300	3380
59020	F5	2560	4750	2300	3592

Accessories - ERAE AM Kc serie

ERAE AM Kc		16020	19020	24020	28020	32020	35120
Amperometer	A	o	o	o	o	o	o
Low ambient temperature operation (down to -20°C)	BF	o	o	o	o	o	o
Soundproofed compressors cabinet with standard material	CF	o	o	o	o	o	o
Overall compressor and technical compartment cabinet	CFT	o	o	o	o	o	o
Compressors inrush counter	CS	o	o	o	o	o	o
Axial fans with electronic commutated motor	EC	o	o	o	o	o	o
Condensing coil protection grid	GP	o	o	o	o	o	o
Anti-intrusion grid	GP2	o	o	o	o	o	o
Anti-intrusion grid with compressors cabinet	GP3	o	o	o	o	o	o
Victaulic insulation on pump side	I1	o	o	o	o	o	o
Victaulic insulation buffer tank side	I2	o	o	o	o	o	o
RS 485 Serial interface	IH	o	o	o	o	o	o
LON Protocol serial interface	IH (LON)	o	o	o	o	o	o
Seawood packing	IM	o	o	o	o	o	o
SNMP or TCP/IP Protocol serial interface	IWG	o	o	o	o	o	o
Phase monitor	MF	o	o	o	o	o	o
Buffer tank module	MV	o	o	o	o	o	o
Pump group	P1	o	o	o	o	o	o
Higher available pressure pump group	P1H	o	o	o	o	o	o
Double pump group (only one working)	P2	o	o	o	o	o	o
Higher available pressure double pump group (only one working)	P2H	o	o	o	o	o	o
Rubber-type vibration dampers	PA	o	o	o	o	o	o
Spring-type vibration dampers	PM	o	o	o	o	o	o
Remote display	PQ	o	o	o	o	o	o
In-line twin pump group (only one working)	PT	o	o	o	o	o	o
Anti-freeze heater on evaporator	RA	o	o	o	o	o	o
Shut-off valve on compressors discharge side	RD	o	o	o	o	o	o
Shut-off valve on compressors suction side	RH	o	o	o	o	o	o
Electronic thermostatic valve	TE	o	o	o	o	o	o
Voltmeter	V	o	o	o	o	o	o
Brine Version	VB	o	o	o	o	o	o
Solenoid valve	VS	o	o	o	o	o	o
Compressor overload relays	RL	o	o	o	o	o	o
Partial heat recovery	RP	o	o	o	o	o	o
Total heat recovery	RT	o	o	o	o	o	o
Copper/Copper coil	RR	o	o	o	o	o	o
Condensing coil with pre-painted fins	RM	o	o	o	o	o	o
Personalized frame painting in alternative RAL colour	RV	o	o	o	o	o	o

● Standard o Optional - Not available

Dimensions - ERAE AM Kc serie



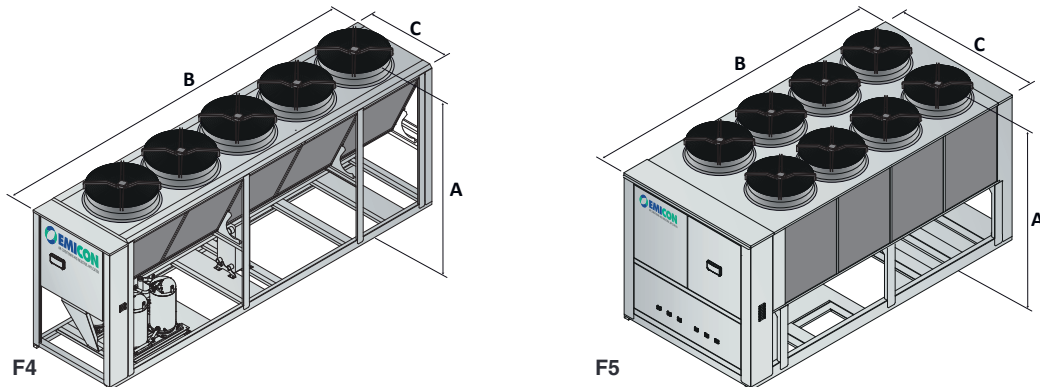
Mod.		A (mm)	B (mm)	C (mm)	Kg
16020	F1	2420	2660	1370	1110
19020	F1	2420	2660	1370	1516
24020	F2	2420	3700	1370	1690
28020	F2	2420	3700	1370	1870
32020	F3	2420	4740	1370	1954
35120	F3	2420	4740	1370	2200

Accessories - ERAE AM Kc serie

ERAE AM Kc		40020	46020	51020	55020	59020
Amperometer	A	o	o	o	o	o
Low ambient temperature operation (down to -20°C)	BF	o	o	o	o	o
Soundproofed compressors cabinet with standard material	CF	o	o	o	o	o
Overall compressor and technical compartment cabinet	CFT	o	o	o	-	-
Compressors inrush counter	CS	o	o	o	o	o
Axial fans with electronic commutated motor	EC	o	o	o	o	o
Condensing coil protection grid	GP	o	o	o	o	o
Anti-intrusion grid	GP2	o	o	o	o	o
Anti-intrusion grid with compressors cabinet	GP3	o	o	o	o	o
Victaulic insulation on pump side	I1	o	o	o	o	o
Victaulic insulation buffer tank side	I2	o	o	o	o	o
RS 485 Serial interface	IH	o	o	o	o	o
LON Protocol serial interface	IH (LON)	o	o	o	o	o
Seawood packing	IM	o	o	o	o	o
SNMP or TCP/IP Protocol serial interface	IWG	o	o	o	o	o
Phase monitor	MF	o	o	o	o	o
Buffer tank module	MV	o	o	o	o	o
Pump group	P1	o	o	o	o	o
Higher available pressure pump group	P1H	o	o	o	o	o
Double pump group (only one working)	P2	o	o	o	o	o
Higher available pressure double pump group (only one working)	P2H	o	o	o	o	o
Rubber-type vibration dampers	PA	o	o	o	o	o
Spring-type vibration dampers	PM	o	o	o	o	o
Remote display	PQ	o	o	o	o	o
In-line twin pump group (only one working)	PT	o	o	o	o	o
Anti-freeze heater on evaporator	RA	o	o	o	o	o
Shut-off valve on compressors discharge side	RD	o	o	o	o	o
Shut-off valve on compressors suction side	RH	o	o	o	o	o
Electronic thermostatic valve	TE	o	o	o	o	o
Voltmeter	V	o	o	o	o	o
Brine Version	VB	o	o	o	o	o
Solenoid valve	VS	o	o	o	o	o
Compressor overload relays	RL	o	o	o	o	o
Partial heat recovery	RP	o	o	o	o	o
Total heat recovery	RT	o	o	o	o	o
Copper/Copper coil	RR	o	o	o	o	o
Condensing coil with pre-painted fins	RM	o	o	o	o	o
Personalized frame painting in alternative RAL colour	RV	o	o	o	o	o

● Standard o Optional - Not available

Dimensions - ERAE AM Kc serie



Mod.		A (mm)	B (mm)	C (mm)	Kg
40020	F4	2420	5780	1370	2270
46020	F4	2420	5780	1370	2752
51020	F4	2420	5780	1370	2982
55020	F5	2560	4750	2300	3380
59020	F5	2560	4750	2300	3592